



The complete guide to **DRIVING LICENCES**



DRIVING LICENCE

– excitement, responsibility and a lot to think about! This brochure will help you find your way through the formal demands for the different driving licence categories. It is intended for those who are about to take a driving licence and those who wish to know more about the requirements for driving licence holders.

Contents

1 I'm going to take my driving licence

page 4

This section contains information that you will find useful before you start your driving licence training:

- Demands for driving licence, tractor licence, and conditional driving licences
- Demands for taking a driving licence
- Driving licence with conditions
- Driving licence authorisation
- Vehicle with trailer
- Provisional driving licence
- Syllabus
- Introductory training
- Instructor

2 I'm taking my driving licence

page 9

This section contains information concerning what you should think about during your training period, how the test is performed and the knowledge you require:

- Theoretical training
- Driving lessons
- Risk training
- Driver test (theoretical test and driving test)
- After the test
- Special manoeuvring test for motorcycles

3 I have a driving licence

page 20

This section contains information about renewing your driving licence, its period of validity, what applies when a driving licence is withdrawn and foreign driving licences.

- Renewing a driving licence
- Withdrawn driving licence
- Extending validity for categories C, CE, D or DE
- Foreign driving licences in Sweden
- International driving licence

Charges

page 24

Driver test offices

page 26

1 I'm going to take my driving licence

If you want to have the best driver education possible, in order to be a safe, environmentally friendly driver, there are a lot of things to think about. Look for information, talk to your instructor, driving school, or other approved instructor (applies to category AM) and compare how different teachers prepare the training. By all means mix private driving instruction with driving school training. The great advantage with private driving instruction is that you can train often and a lot. However, for category AM driver training, only approved instructors may provide training. Private driving instruction is not allowed.

Demands for driving licence, tractor licence, and conditional licences

You must have a driving licence or tractor licence in order to drive a motor vehicle in Sweden. The driving licence states which vehicles you may drive with the letters AM, A1, A, B, C, D and E. A driving licence is also an identity document.

From the 1st October 2009, if you wish to drive a class I moped (so called EU-moped), you must have a driving licence with authorisation for category AM, or a driving licence with any other authorisation. From the 1st October 2009, if you wish to drive other types of moped (class II moped) you must have a driver's certificate for moped class II. These new demands do not effect authorisation that was issued to a driver prior to 1st October 2009. Persons who where at least 15 years old (before the 1st October 2009) may continue to drive a moped class II without a driver's certificate. A person who has attained a driver's certificate for moped class I before 1st October 2009 can exchange it for a driving licence for category AM. Application documents for exchange of driver's certificate from moped class I are sent out automatically after 1st October 2009. The application must have been received by the Swedish Transport Agency at the latest 31st December 2012. After this date driver's certificates for class I mopeds are invalid.

If you wish to drive tractor on the road and do not have a driving licence, you must have a tractor licence. You must be at least 16 years old in order to take a tractor licence. If there are special circumstances, you may be allowed to take a tractor licence at 15 years age (an age waiver is required from the Swedish Transport Agency).

In order to drive an ATV one must have a driving licence for category B is required.

Moped class I = moped that does not belong to class II and is designed for a maximum speed of 45 km/h

Moped class II = moped designed for a maximum speed of 25 km/h and with an engine having an output not exceeding 1 kW

Heavy equipment class II = heavy equipment designed for a maximum speed of 30 km/h

Off-road scooter = for off-road motor vehicles with a service weight of maximum 400 kg – snow scooters and ATVs (All Terrain Vehicles).

One must have a tractor licence or driving licence issued before 1st January 2000 to drive an ATV or snow scooter, or a operators certificate for ATV or snow scooter issued from and including 1st January 2000. From and including 1st October 2009 a conditional driving licence is issued for snow scooters and ATVs.

A person who has attained a conditional driving licence for an ATV before the 1st October 2009 can exchange it for a conditional driving licence for snow scooter and ATV. Application documents for exchange of an ATV operators certificate are sent out automatically after 1st October 2009.

Driving licences and conditional driving licences must be renewed at the latest 10 years after issue.

Demands for taking a driving licence

A driving licence may only be issued for a person who:

- has a provisional driving licence
- is a permanent resident of Sweden or

who has been studying here for at least six months.

- is
 - 15 years or older for category AM
 - 16 years or older for category A1
 - 18 years or older for categories A, B, C, and E
 - 21 years or older for category D
- has performed an approved driver test (theoretical test and driving test). Category AM requires an approved theoretical test.

In addition, it is required that the person does not have an existing driving licence issued in any other EES state (Austria, Belgium, Bulgaria, Czech Republic, Cyprus, Denmark, Estonia, Finland, France, Germany, Great Britain, Greece, Hungary, Ireland, Iceland, Italy, Latvia, Liechtenstein, Lithuania, Luxemburg, Malta, Holland, Norway, Poland, Portugal, Rumania, Slovak Republic, Slovenia, Spain).

A check of residence and studies, as

well as driving licences held in other EES states, will be made at the time of the driving test.

Driving licence with conditions

The Swedish Transport Agency will decide if a driving licence should be dependant on conditions. Such a condition could be that a person with a disability should have a vehicle that is equipped in a special way. A person who suffers from a particular illness may be required to provide a doctors certificate after a predetermined time. A driving licence can also be limited to vehicles with automatic gearboxes exclusively.

Conditions and limitations to the authorisation are stated on the driving licence with a numerical code. Examples: 01.06 = glasses or contact lenses, 10.02 = vehicle without clutch pedal or clutch handle, 20.06 = hand-operated service brake.

Driving licence authorisation

Age requirements and vehicle



categories you may drive for various driving licence authorisations.

AM 15 YEARS

Moped class I (EU moped), moped class II, tractor, heavy equipment class II

A1 16 Years

Light motorcycle

Moped class I (EU moped), moped class II, tractor, heavy equipment class II, ATV and snow scooter (if the driving licence was issued before 1st January 2000)

A 18 Years

Heavy motorcycle

Moped class I (EU moped), moped class II, tractor, heavy equipment class II, ATV and snow scooter (if the driving licence was issued before 1st January 2000)

Heavy motorcycle with unlimited power (if you have had authorisation A for at least two years or if you are at least 21 years old and have been approved in a driving test for such a motorcycle).

B 18 Years

Passenger car with a total weight of maximum 3.5 ton, light truck and a light trailer connected to it, off-road vehicle and heavy equipment class 1 (= heavy equipment designed for a maximum speed of 30 km/h)

Moped class I (EU moped), moped class II, tractor, heavy equipment class II and three and four-wheel motorcycles, ATV and snow scooter (if the driving licence was issued before 1st January 2000)

BE 18 Years

Passenger car with a total weight of maximum 3.5 ton, light truck even with one or more trailers independent of weight

C 18 Years

Heavy truck, passenger car with a total weight above 3.5 ton and a light trailer connected to such vehicles

CE 18 Years

Heavy truck, passenger car with a total weight above 3.5 ton and one or more trailers independent of weight

D 21 Years

Bus and light trailer connected to the bus

DE 21 Years

Bus, with one or more trailers, independent of weight

Vehicle with trailer

Driving licence requirements for passenger cars and light trucks with trailers

A category B authorisation is sufficient to drive a passenger car or light truck with a light trailer. Other combinations require BE authorisation.

What is a light trailer?

- A trailer with a total weight of maximum 750 kg.
- A light trailer can also have a total weight above 750 kg. In this case, the trailer's total weight may not exceed the towing vehicle's service weight and the sum of the two vehicle's total weight may not exceed 3,500 kg.

The registration certificate and vehicle inspection form for a passenger car or light truck shows the highest total weight

a trailer may have in order for the towing vehicle to be driven with a category B driving licence. Example: SLÄPV(B) 1320. (TRAILER (B) 1320.)

Bear in mind that the weight relationship may be such that you must have a driving licence with category E authorisation if you change either the towing vehicle or the trailer.

Provisional driving licence

Before you can start driving instruction, you must have a provisional driving licence. This is independent of the driving licence category you are applying for. Are you thinking of private driving instruction? Then you must also have an approved instructor, and for category B authorisation, you must also partake in introductory training. Private driving instruction is not permitted for driving licence category AM.

You apply for a provisional driving licence via the Swedish Transport Agency. At the same time you should send in a health declaration and vision test certificate. Swedish Transport Agency will grant you a provisional driving licence if they

consider you a suitable driver, with regard to your personal and medical conditions. The Swedish Transport Agency make a charge for handling your application for a provisional driving licence. You can read more about charges on page 24.

You can order a form for a provisional driving licence application from www.korkortsportalen.se, or by contacting the Swedish Transport Agency's customer service for driving licences, telephone +46 (0)771-81 81 81. Once you have a valid provisional driving licence, you can start taking driving lessons and perform a driver test (theoretical test and driving test). The driving licence authorisation for category AM requires a theoretical test at the Swedish Transport Administration driver test offices. A provisional driving licence is valid for five years. The validity cannot be extended. If you have not performed an approved theoretical test and driving test within this timespan, you must apply for a new provisional driving licence. Your approved instructor does not need

I'm going to take my driving licence

to apply for approval again. This approval is also shown on your new provisional driving licence. Certain offences and conditions that are stated in the driving licence laws can cause a provisional driving licence to be withdrawn.

Syllabus

The syllabus states the aims and goals of driver education. The judgement of both the theoretical test and the driving test are based on the content of the syllabus. The syllabus can be found at

www.korkortsportalen.se You can also order the syllabus from the Swedish Transport Administration's webshop:
E-mail: webbutiken@trafikverket.se,
telephone +46 (0)771-921 921.

Introductory training

If you are planning to have private driving lessons (not permitted for category AM), you will need an instructor. The person who is to be your private instructor must partake in the introductory training before they can be approved as an instructor.

You must also have partaken in an introductory training course yourself. This applies to driving lessons in a passenger car (category B). The introductory training consists of three parts:

- the goals and content of driving licence training and regulations for driving lessons
- how one plans and structures driving lessons
- important facts for traffic safety

You can find a list of approved introductory training instructors at **www.korkortsportalen.se** or by contacting the Swedish Transport Agency's driving licence customer service on +46 (0)771-81 81 81.

Instructor

An approved instructor is required for private driving lessons. The instructor is considered the responsible driver during driving lessons. The person who is to be your instructor must send an application to the Swedish Transport Agency who charge a handling fee.

You can order an instructor application form from **www.korkortsportalen.se**, or by contacting the Swedish Transport Agency's driving licence customer service, telephone +46 (0)771-81 81 81.

You can have several approved private instructors, e.g. both of your parents. The person who is to be a private instructor shall:

- be 24 years old or more
- have had a driving licence for the category in question for a total of at least five years out of the last ten years (however, the application may be refused if the licence has been withdrawn during the last three years)
- be familiar with and a competent driver of the vehicle in question
- have participated in an introductory training (applies to category B).



Training for driving licence AM

The training period for driving licence AM (moped class I) shall be at least 12 hours in total. It shall contain both theoretical and practical sections, such as driving lessons in traffic. In order for pupils to take driving lessons for moped class I, they must be at least 14 years and 9 months old and have a valid provisional licence. The driving lessons shall be supervised by an authorised instructor. Private driving instruction is not allowed. The training shall comprise at least eight hours of theory and at least four hours of practice (including driving lessons in traffic).

Theoretical training

Both theory and practice are important parts of the driving licence education. What you learn by reading the theoretical part will help you to drive with good judgement and follow the rules of the road. You will need the knowledge you gain from theory together with the experience you get from driving lessons to help you handle the situations

and problems that arise in traffic. If you alternate theory and practice in your training, you will have the best prerequisites for obtaining a good result.

Training literature

If you choose to train at a driving school, the school will provide you with the necessary literature. You can also obtain training literature by

- ordering it from one of the driving school's branch organisations Swedish National Association of Driving Schools and National traffic training organisation (Sveriges trafikskolors riksförbund and Trafikutbildarnas riksorganisation), who distribute training literature
- contacting one of your local driving schools
- borrowing training literature from a library
- buying training literature from a bookshop or an Internet bookshop.

Remember that literature can rapidly



become out of date. You should check for the latest issue with a driving school or the publisher.

Driving lessons

You must practice and experience a multitude of situations in traffic in order to manage the rules of the road. You do this by taking driving lessons. There are many different situations that you must practice – everything from starting, stopping and changing gear, to planning and performing a left turn on a major road in rush hour traffic.

You require a whole world of experience to assist you when you are faced with a problem, and you can only get that from continually exposing yourself to different situations in different traffic environments. In this way, you will learn to solve the problems that occur in traffic in a natural and flexible manner. You should be prepared to evaluate and act correctly, on your own, in complex traffic situations. Acting correctly can determine the future for yourself and your fellow motorists!

When you take private driving lessons, your instructor should have the instructor certificate available if you are stopped in a traffic control. The green and white ÖVNINGSKÖR (LEARNER DRIVER) sign should be placed clearly visible from the rear.

In order to start driving lessons you must:

- be at least 16 years old if you are only taking driving lessons in a passenger car
- be at least 17 years and 6 months old if you are taking driving lessons in a light truck
- be at least 17 years and 6 months old if you are taking driving lessons with a light trailer attached
- have a valid provisional driving licence
- be at least 14 years and 9 months old and perform your moped driving licence lessons exclusively with an approved instructor.

If you intend to take private driving lessons, you must have an approved instructor. If you are taking driving

lessons for a passenger car, you and your instructor must participate in introductory training for at least 3 hours before you may start driving lessons. You can read more about introductory training on page 8.

Risk training

The driving test for passenger cars (category B) now includes risk training. The subject must have been studied and approved. From 1st November 2009, the demands for studied and approved risk training also apply to those taking a driving licence for a motorcycle (categories A1 and A).

Risk training for a passenger car cannot be applied to a motorcycle licence, since risk training for motorcycles is specifically adapted for the vehicle. Risk training for motorcycles cannot be applied to a passenger car either.

The purpose of risk training is to provide increased insight on the risks and behaviour in traffic that can lead to risk-filled situations occurring, and the possibility of avoiding them.

The compulsory risk training comprises two parts.

- Part 1 concerns alcohol, other drugs, tiredness, and risky behaviour in general.
- Part 2 concerns speed, safety and driving in special conditions.

When you perform risk training part 2, you should be close to the end of your driver training. The reason being that higher demands are made on driving experience, judgement, evaluation and understanding of different traffic situations.

Risk training that is performed after 1st April 2009 is valid for five years, but becomes invalid the same day that a full driving licence is issued.

When you take your driving test (both theory and practical), you must have performed both parts of the risk training and they must be valid. This even applies to those who have had a driving licence previously and are to take a new driver test.

You can perform your risk training with an instructor who has been approved by

the Swedish Transport Agency. Driving schools book their pupils into risk training. If you are not a pupil at a driving school, you must contact an approved instructor yourself.

You will find a link to approved risk training instructors at

www.korkortsportalen.se

You can also contact the Swedish Transport Agency's driving licence customer service on telephone +46 (0)771-81 81 81.

Driver test

Before you can perform the driver test, you must fulfil the other demands for obtaining a driving licence. The driver test comprises a knowledge test (theory test) and a driving test. The driver test for category AM comprises only a theory test. You can perform the driver test at one of the Swedish Transport Administration's driver test offices or reception sites.

Identification

Before performing the theoretical test



or the driving test, you must identify yourself with an identity document that is approved by the Swedish Transport Administration. In order to safely confirm your identity, the photograph on the identity document should have a lifelike resemblance to you. Acceptable identity documents are SIS-marked company cards, an identity card or service card, a service card issued by a Swedish state authority, a Swedish national identity card, an identity card issued by the Swedish Tax Agency, a Swedish driver's licence, a Swedish EU passport, other EU passports issued from 1st September 2006 and passports issued by Iceland, Liechtenstein, Norway or Switzerland from 1st September 2006. If you do not have a valid identity document, you can apply for exemption at the Swedish Transport Administration's driver test offices. Your identity must then be confirmed by a parent, other custodian, husband, wife or partner. The person who confirms your identity must themselves have a valid identity document. Note that the application for exemption must be

made and approved before you come to your driver test.

Photographing

When you come to take your theory test, you will be photographed for your driver's licence. The photograph and your signature, which you sign at the same time as you are photographed, will be saved in our computer system and used when your driving licence is made. At other places where you can perform the theory test, so called receiving sites, there is no facility for taking photographs.

If you have the possibility, you can visit one of the driver test offices and be photographed before you take the theory test. If you do not have this option, you will be advised in conjunction with the test.

Booking a test

Driving schools book times for their pupils. If you choose to book the test yourself, you can book via www.korkortsportalen.se or via the Swedish Transport Administration's driver

test customer service on
+46 (0)771-17 18 19.

When you receive confirmation of your booking, you will also be advised on payment routines. Read through the information carefully.

Combined driver test for licence category B

The driver test for category B is a combined test. This means the following:

- The driver tests are combined and are considered as one test comprising two parts: theory test and driving test.
- Both parts of the test are booked at the same time.
- The theory test and the driving test are performed on the same day, or on days that are close together.
- Both parts of the risk training shall have been performed and be valid when you perform the theoretical test and driving test.
- You always start with the theory test.
- The driving test shall always be performed, irrespective of the result of the theory test.

- Two month validity applies from the first approved test.
- Both the theory test and the driving test must be approved within the two month validity – otherwise new fees must be paid and both tests must be retaken.

If the theory test or the driving test are not approved, you will be offered a re-test with a new fee within the two month validity period. This is assuming that both tests took place within a period of two weeks and that the re-test is booked at the latest three days after the driving test. A re-test can only be booked once both the theory test and driving test have been performed.

Theoretical test

The test is performed on a computer. You can see a film showing how the test works at www.korkortsportalen.se. You can also try out a demo-version of the theory test there. The questions are of the same type, but are not the same, as the real test questions.

The test for categories AM, A, A1 and

B comprise 65 questions (plus five test questions) and you have 50 minutes to complete them. In order for the test to be approved, you must have answered at least 52 questions correctly. The questions in the theoretical test are divided into five areas: vehicle knowledge/controls, environment, traffic safety, traffic regulations and personal ability. You will be informed if you have passed directly after the test.

Audio test

The theory test can be taken as an audio test, with the questions being read out in Swedish. This alternative can be chosen at the time of the test, and you do not need to apply for an audio test within the normal test time.

Adapted theory test

If you have difficulty reading, you can apply for a longer test period, a spoken test or a test with an interpreter. The test for category B has been translated to twelve languages. If you cannot read any of these languages, and can neither speak



nor understand Swedish, you may take the test for categories AM, A1, A, B and BE with the assistance of an interpreter. If you have obvious difficulty in reading, or have a serious hearing impediment, you may take a spoken test for all of the driving license categories, with or without a sign-language interpreter. If you have mild difficulty in reading, you can apply for a longer test period. The application is made on a form and must be certified by someone who describes why you need an adapted test. The application must be approved before you book a time for an adapted test.

The application form and more information can be found at www.korkortsportalen.se. You can even contact your driving school or the Swedish Transport Administration's driving test customer service on 0771-17 18 19.

Driving test

The driving test shall show that you can handle your vehicle in traffic and that you can drive with good judgement and in a

safe manner in traffic. The driving test is to show that you have the skills required to drive in traffic.

There are demands made on the passenger car or motorcycle you use for your driving test (see below).

Passenger car

The driving test for category B shall be performed in a Swedish registered passenger car or a light truck with a total weight not exceeding 3,500 kg. The service weight of the vehicle may not be less than 1,000 kg. It must be possible to drive the car at a minimum of 100 km/h and it shall be equipped with:

- double controls for the service brake
- an extra internal rear view mirror for the front seat passenger
- head restraints for the front seats
- approved three-point seat belts on the front seats

The car shall be equipped with a clutch pedal and be shifted manually, unless the test is for a driving licence with limitation conditions for a car with automatic

gearbox. Automatic gearbox implies a car without a clutch pedal where gear shifting is automatic.

If notification to the test has been via a driving school, the driving school's car is usually used. Otherwise you can do your test in a car hired from the Swedish Transport Agency at self-cost price. In order to use your own car for the test, it must be fitted with double controls and then be approved in a partial registration inspection.

Motorcycles

Motorcycles shall fulfil the following demands for the various categories:

Category A (*unlimited power*)

- the engine capacity may not be less than 700 cm³
- the engine power may not be less than 35 kW

Category A (*limited power*)

- the engine capacity may not be less than 375 cm³
- the engine power may not exceed 25kW

- the power/service-weight ratio may not exceed 0.16 kW/kg

Category A1

- light motorcycle with a capacity not less than 120 cm³
- the engine power may not exceed 11 kW

If you are taking a driving test for a motorcycle, you must wear protective clothing and spine protection suitable for riding motorcycles. If you do not have an integral helmet (fully covering), you must also wear goggles. Boots and gloves must be made from strong material. The equipment must be undamaged.

This is how the test is performed

Before the test you must identify yourself with an acceptable and valid identity document, see page 11.

When performing the test for category A1 or A, you shall also present the most recent registration certificate for the motorcycle.

The test starts by asking you to perform a safety check. For categories A1 and A, you

shall then perform a special manoeuvring test, see page 18.

You can see a film showing how the driving test for category B is performed at www.korkortsportalen.se

The following is evaluated in the driving test

The traffic inspector makes an overall judgement of your driving. A large amount of this is based on risk awareness in traffic. You shall show that you can handle your vehicle in traffic and that you can drive with good judgement and in a safe manner in traffic. The driving test is to show that you have the skills required to drive in traffic. The driving test is based on the content of a syllabus which is specially drawn up for the category of driving licence you are applying for. The syllabus explains the aims and goals of the training. It also explains what the driver training is intended to result in, and what you should be capable of after the training. When you perform the driving test, your driving will be judged according to the syllabus. The

I'm taking my driving licence

traffic inspector bases his judgement on four areas of competence when observing your driving:

1. Vehicle knowledge and control

If you have good knowledge about how the vehicle functions and you can control it without having to think about what you are doing, you will increase your ability to drive in a safe manner in traffic. You should be able to coordinate your movements when you use the throttle, clutch, brakes and steering so that your driving is gentle and controlled. The most common areas that the inspector observes and judges are:

- driving position
- safety check
- crawling speed
- gear shifts up/down
- hill start
- braking
- reversing
- parking
- use of the vehicle's controls.

2. The environment and economical driving

Your method of driving affects the vehicle's fuel consumption and therefore also the environment and mankind. An economical driving style contributes to a reduction of damaging emissions. The most common areas that the inspector observes and judges are how you perform the following:

- idling
- start and acceleration
- choice of gear
- engine braking
- preparedness.

3. Traffic regulations and their application

There are many traffic regulations that have a large impact on how traffic should function. If they are not applied in the intended way, traffic safety and accessibility will be worsened considerably.

The most common areas that the inspector observes and judges are how you apply the following regulations:

- speed limits
- give way regulations

- positioning regulations
- regulations for giving signals.

4. Traffic safety and behaviour

As the driver of a vehicle, you have to plan your driving several stages in advance. In order to do this, you must know how to use your awareness. You shall drive in such a way that you naturally and realistically show that you are aware of the risks involved in traffic. The most common areas that the inspector observes and judges are how you perform the following:

- awareness routines, in other words, where and how you use your awareness.
- preparedness
- cooperation with other motorists
- safety margins
- ability to be prepared.

A more detailed presentation of the driving test can be found at www.korkortsportalen.se

After the test

Approved or failed test

The traffic inspector will inform you directly after your test if you have passed or failed. If the test was not approved, you will be informed why, and you will receive a copy of the driver test report form. This details the unacceptable points in your driving. Go through it together with your instructor, so that you can train on these points before taking your next test (for a new fee).

Certificate for driving licence and application form

When your test has been approved, you will receive a “certificate for driving licence” which you must carry with you when you drive. You shall also have a document with you that confirms your identity. This certificate applies as a driving licence in Sweden until you receive your proper driving licence, but at the most 1 year.

If you have not been photographed at a driver test office, you will receive an

application form in the post after about a week. You glue your photograph onto this, sign with your signature and then send it back to the Swedish Transport Agency.

IMPORTANT

The application form must be returned to the Swedish Transport Agency within one year after an approved driving test – otherwise you will lose the right to a proper driving licence and the right to drive! You will then have to repeat both the theory test and the driving test.

Once your driving licence has been made, it will be sent to you within five working days in a recommended letter, which you must collect personally. The Swedish Transport Agency will send you a payment form for the driving licence and for photographing (if you were photographed at a driver test office)

Are you a resident of Sweden?

You may take a driving test in Sweden only if you:

- are a permanent resident of Sweden

or

- you have been studying here for at least 185 days.

You must be able to show this with a certificate. More information is available at www.korkortsportalen.se

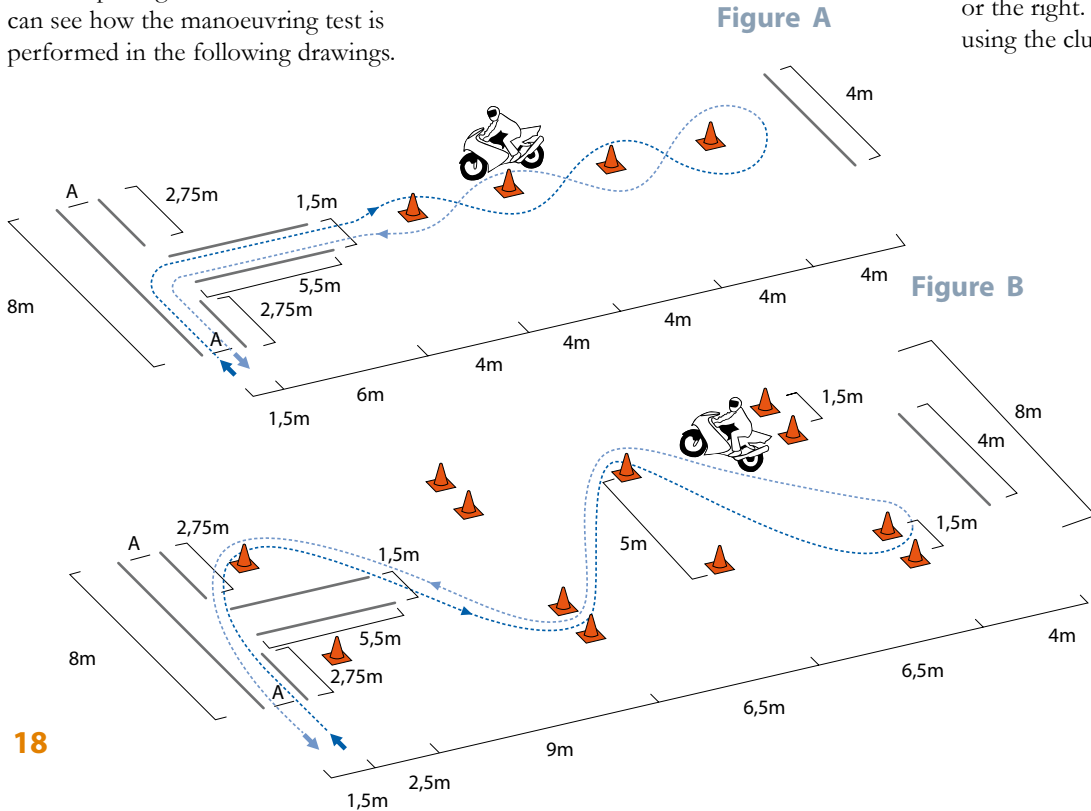
A driving licence may not be issued for a person who already has a driving licence issued by another ESS state, refer to page 5. You must therefore certify that this is the case when you take your driving test.

Trial driving licence for two years

All new driving licence holders in Sweden have a two year trial period. The trial period means that if you are found guilty of an offence that results in your driving licence being withdrawn during the two years, you will have to take a new driving test (both theory test and driving test) to get a new driving licence. This is irrespective of the length of the driving ban (withdrawal period). The trial period does not apply to driving licences for category AM (moped). You can read more about withdrawn driving licences on page 20.

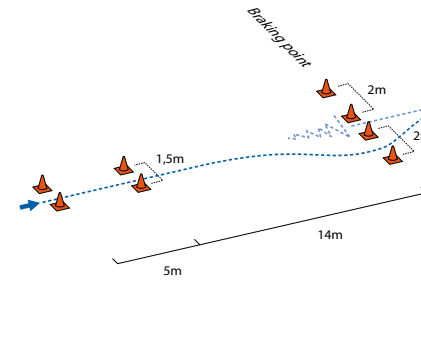
Special manoeuvring test for motorcycles

When performing a motorcycle driving test you must also perform a manoeuvring test comprising three sections. You can see how the manoeuvring test is performed in the following drawings.



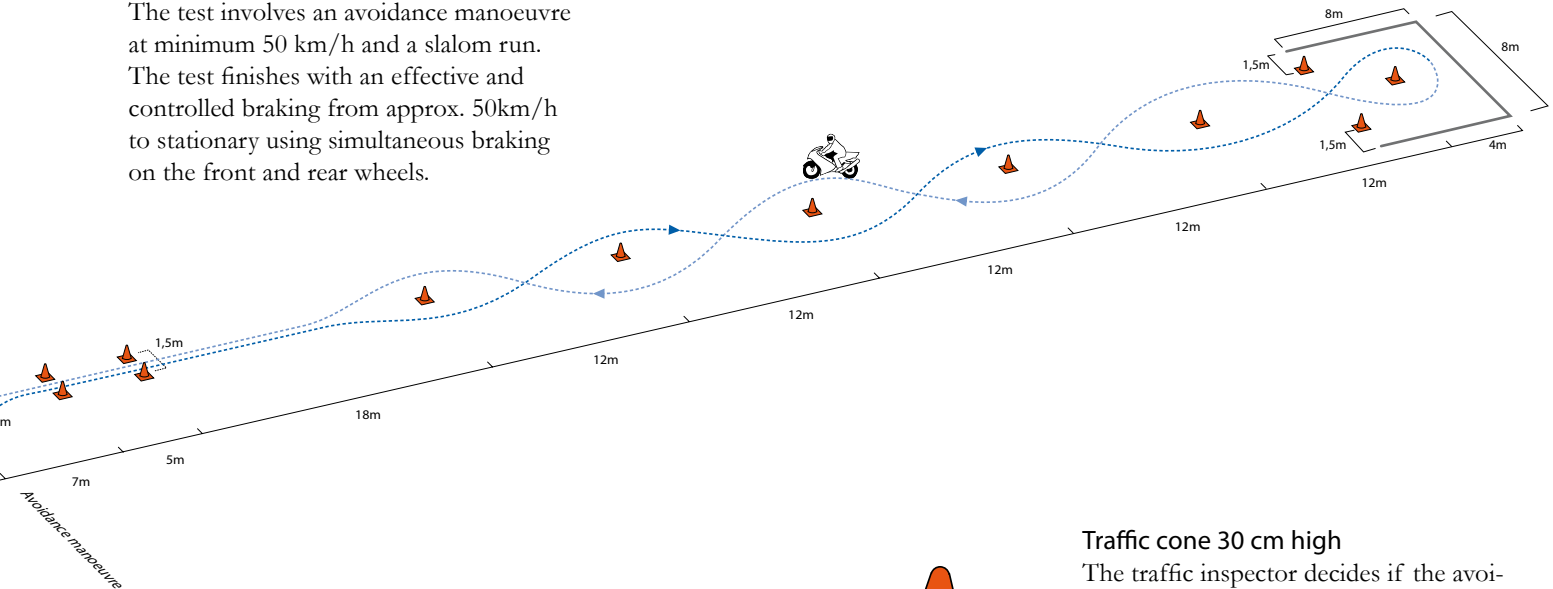
Low speed section

The traffic inspector decides if the test is to be performed according to figure A or B and if the start shall be from the left or the right. Speed shall be controlled by using the clutch (*crawling*).




High speed section

The test involves an avoidance manoeuvre at minimum 50 km/h and a slalom run. The test finishes with an effective and controlled braking from approx. 50km/h to stationary using simultaneous braking on the front and rear wheels.



Braking

The manoeuvre test finishes with an effective and controlled braking from speeds of 70 km/h and 90 km/h to stationary using simultaneous braking on the front and rear wheels.



Traffic cone 30 cm high

The traffic inspector decides if the avoidance test is to be performed to the left or the right. Driving through the slalom run can be started either to the right of the first cone and with the return run to the left of the slalom run (in the direction of travel), or the reverse.



Renewing a driving licence

Periodic renewal

A driving licence must be renewed at the latest ten years after issue. The Swedish Transport Agency sends out a so called application form for renewal in good time before the ten year limit. The document is sent to the home address in Sweden that is registered in the road traffic register. If you have not received a driving licence renewal document when about one month of the validity remains (read from the licence), you should take your own initiative and apply for renewal. You can do this by contacting the Swedish Transport Agency's driving licence customer service on +46 (0)771-81 81 81. If you change your name or your identity number, the Swedish Transport Agency will automatically send you documents for renewal.

Other renewal

You must apply for a renewed driving licence if you lose your driving licence, or it becomes damaged so that it can no longer be used. (See above under Periodic renewal.) The same applies to tractor licences. You can also apply for renewal at www.korkortsportalen.se. If a driving licence or tractor licence that has been notified as lost is found or recovered, it must be sent to immediately to the the Swedish Transport Agency.

Withdrawn driving licences

A driving licence can be withdrawn

The Swedish Transport Agency can withdraw a driving licence on the following grounds:

1. Driving under the influence of drink or dangerous driving
2. Not stopping at the scene of an accident
3. Repeated traffic offences, at least three during a 2 year period

4. Violation of an important traffic regulation; e.g. speeding, not stopping at a red light, not stopping at a stop sign, overtaking on a pedestrian crossing, unlawful driving or dangerous driving
5. Repeated abuse of drink-driving regulations
6. General criminality
7. Sickness
8. Refusing to follow injunctions requiring a doctors certificate or driver test

A driving licence can be withdrawn until further notice if it is probable that it will be withdrawn when the Swedish Transport Agency makes its final decision. If a driving licence is withdrawn in accordance with points 1–6, a ban of at least one month and a maximum of three years will be imposed. In cases of extreme drunken driving or extremely dangerous driving the ban will be at least one year. If an application for a provisional licence is refused, there will also be a time limit

– during which one may not perform a driver test.

New driving licence after a withdrawal

A provisional driving licence is generally required for a new driving licence after a withdrawal until further notice, and after a final decision on withdrawal. An exception is withdrawal in accordance with points 2–4, if the ban is not longer than one year. A provisional driving licence can be applied for once there are six months of the ban left, but the application will not be evaluated until, at the earliest, the last two months of the ban.

If the driving ban is longer than one year, an approved driving test is always required, i.e. both theory test and driving test before a driving licence can be issued. The same applies to shorter withdrawal times if the driving licence is withdrawn due to an occurrence during the two year trial period. Other cases may also require a driving test. A withdrawn driving licence can never regain its validity, even if the driving licence still exists.

A person who performs a new driving test after a driving ban must have a valid risk training (new from 1st April 2009).

A driving licence holder who has a withdrawn driving licence due to driving under the influence of drink, can apply to have an Alco-lock mounted in his/her car in accordance with the law concerning experimental projects with conditional driving licence withdrawal.

If there are specific grounds, a driving licence holder can receive a warning instead of having the licence withdrawn. The warning will remain in the road traffic register for five years and can result in a harder judgement if there is a new evaluation of the driving licence holder. The Swedish Transport Agency can provide more information about withdrawal of driving licences.



Extending validity for categories C, CE, D or DE

In order to retain the higher authorisations, one must apply to the Swedish Transport Agency for an extension before one reaches the age of 45, but no earlier than one year before the authorisation(s) become invalid. The Swedish Transport Agency will send out the required documents when it is time for an application. The application, which must be received by the Swedish Transport Agency before the 45th birthday, shall include a doctor's certificate stating that the medical demands required to retain the authorisation are fulfilled.

After the Swedish Transport Agency's decision, you will receive an application form for renewal of your driving licence. If you do not wish to retain the higher authorisation, you do not need to send the application to the Swedish Transport Agency. The authorisation will then automatically become invalid and an

application form for renewal of driving licence with the remaining authorisations will be sent to you. If a higher authorisation becomes invalid, it can be renewed if you apply to the Swedish Transport Agency for a provisional driving licence and your application is granted.

Foreign driving licences in Sweden

Validity

A person who drives a motor vehicle in Sweden must have a valid national driving licence. An international driving licence on its own is not enough.

A foreign driving licence that is issued by another state in the EES region (see page 5) is valid in Sweden in the same way as it was in the country where it was issued, irrespective of how long the holder has been a resident of Sweden. If the holder of such a licence is a permanent resident

of Sweden, the foreign driving licence may be exchanged for an equivalent Swedish driving licence. There is no demand that an exchange must be made. But one should apply for an exchange in good time before the validity of the driving licence expires.

A driving licence issued by a state outside the EES region is not valid in Sweden if the holder has been a resident of Sweden for more than one year.

A foreign driving licence is not valid in Sweden:

- if it is invalid in the state where it was issued
 - if the Swedish Transport Agency has declared it invalid
 - if it has been exchanged for a Swedish driving licence
- or*
- if the holder also has a Swedish driving licence that has been revoked or withdrawn.

A foreign driving licence does not give the

right to drive a car before the holder is 18 years old.

Exchange of foreign driving licence

A driving licence that has been issued in another EES state (see page 5) or in Switzerland or Japan, may be exchanged for an equivalent Swedish driving licence as long as the driving licence is valid in Sweden. In cases where the driving licence has been issued in Switzerland or Japan, the exchange must be made within a year from when the holder becomes a resident of Sweden. Driving licences issued by other countries cannot be exchanged for Swedish driving licences.

You can order an application form for exchange of a foreign driving licence from www.korkortsportalen.se, or by contacting the Swedish Transport Agency's driving licence customer service, telephone +46 (0)771-81 81 81. The Swedish Transport Agency may in specific cases permit exceptions from the foreign

driving licence regulations, if it can be done without risk for traffic safety.

International driving licence

Those who have a valid Swedish driving licence can have an international driving licence issued.

These are issued by:

- Försvarets Motorklubb
- Kungliga Automobil Klubben (KAK)
- Motorförarnas Helykyrterhetsförbund (MHF)
- Motormännens Riksförbund (M)
- OK Förlaget AB
- Sveriges MotorCyklister (SMC)
- Caravan Club of Sweden.

An international driving licence is recommended for those who are going to drive in countries outside the EES region, see page 5.

Charges

What does a driving licence cost?

Those who apply for a provisional driving licence and shall perform a driving test shall pay the following fees:

Provisional driving licence 220 SEK.

Provisional driving licence after withdrawal 1,670 SEK.

Theoretical test/retest, safety check and functional description

– normal fee 220 SEK

– evening and weekend fee 290 SEK

Driving test for categories B, C, D, taxi driver certification, and for admission to traffic instructor training or motorcycle instructor training

– normal fee 700 SEK

– evening and weekend fee 940 SEK

Driving test for other categories

– normal fee 1,500 SEK

– evening and weekend fee 1,950 SEK

Manufacture of driving licence 150 SEK

Photographing at the Swedish Transport Administration's driver test office 80 SEK

Introductory training:

– the fee is determined by each instructor and can therefore vary

The car you use for your driving test must be fitted with dual-controls (pedals on the passenger side as well). The Swedish Transport Administration can provide such a car for a charge of 400 SEK (per test).

Normal fees are charged for tests performed on weekdays from 07.30-18.00. For all other times, the evening/weekend fee is charged.

Examples: The charges for a driving licence for category B are therefore 220 + 220 + 700 + 120 + 80 = 1,340 SEK. (Plus the charges for the driver training itself.)

The charges for ten year renewal and for loss of driving licence are 150 SEK and for extension of higher authorisation period on a driving licence 315 SEK.

The charges for driving licences and driving tests have been determined by parliament in a regulation (2001:652) on charges within the road traffic area.



Swedish Transport Administration's Driver test offices

You perform your theoretical test and driving test for a driving licence and taxi driver certification and the theoretical test for traffic permits and professional competence certificates at the Swedish Transport Administration's driver test offices. Read more about it at www.yrkestrafiken.se

The Swedish Transport Administration's driver test offices can be found at the following locations:

Borås
Eskilstuna
Falun
Gävle
Göteborg (Mölnadal and Hisingen)
Halmstad
Helsingborg
Jönköping

Kalmar
Karlskrona
Karlstad
Kristianstad
Linköping
Luleå
Malmö
Skellefteå
Skövde
Stockholm (City*, Farsta**, Jakobsberg**, Sollentuna**, Södertälje**)
Sundsvall
Umeå
Uppsala
Visby
Vänersborg
Västerås
Växjö
Örebro
Örnsköldsvik
Östersund

* Not driving test.

** Only driving test, no photographing for a driving licence

You can find the addresses with a location description and the opening times for the Swedish Transport Administration's driver test offices at www.korkortsportalen.se or by contacting the Swedish Transport Administration's driver test customer service on 0771-17 18 19.

Reception sites

You can also take your test at one of the driver testing office's reception sites on certain days of the week. At these sites, you can take a driving tests (certain categories) and at some sites you can even take your theory test. A list of the driver test office's reception sites can be found at www.korkortsportalen.se

**körkorts
portalen**

**You can book a time for a theory test and a driving test at
www.korkortsportalen.se or by contacting the Swedish
Transport Administration's driver test customer service on
+46 (0)771-17 18 19.**

**All information concerning driving licences has been made
available at the Driving licence portal:
www.korkortsportalen.se**

